

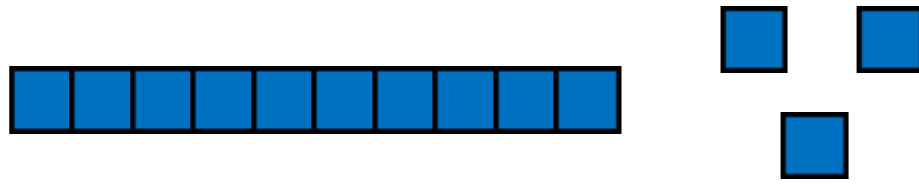
Good morning Year One! 😊

It is not necessary to print out all of these slides so please read them through carefully so you can decide exactly which are needed as a paper copy.

Thank you.

Session 5

OMS:



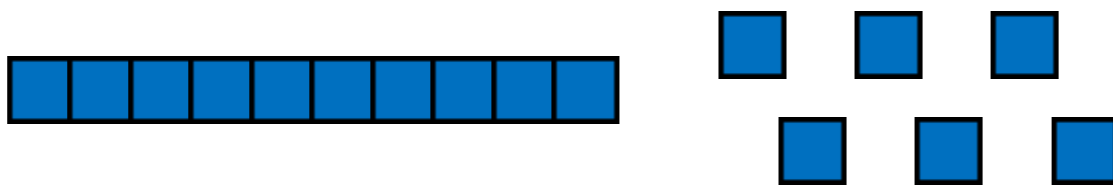
Getting smaller

Subtracting 1

Counting backwards

Decreasing

Descending



Getting smaller


Subtracting 1

Counting backwards

Decreasing

Descending

Snakes and Ladders



You will need...

- The Snakes and Ladders Board Game board
- A dice
- A counter per player

How to play...

1. Players take it in turns to roll the dice. The player with the highest number goes first, the person with the second highest goes second and so on.
2. The player moves the counter the number of spaces shown on the dice **and completes the calculation on the square they land on.**
3. If a player lands on a snake's head, the player's counter slides down to the square at the snake's tail.
4. If a player lands on the bottom of a ladder, the player's counter climbs up to the square at the top of the ladder.
5. The first player to reach the finish is the winner.

| | | | | |
|-------------------|---------------|---------------|---------------|---------------------|
| $13-5=$ 21 | $8-4=$ 22 | $20-8=$ 23 | $10-5=$ 24 | Finish 25 |
| $18-12=$ 20 | $9-3=$ 19 | $10-7=$ 18 | $15-1=$ 17 | $20-10=$ 16 |
| $4-3=$ 11 | $14-7=$ 12 | $16-3=$ 13 | $7-5=$ 14 | $5-1=$ 15 |
| $11-6=$ 10 | $17-5=$ 9 | $15-11=$ 8 | $2-2=$ 7 | $12-10=$ 6 |
| Start 1 | $17-9=$ 2 | $6-2=$ 3 | $20-4=$ 4 | $9-8=$ 5 |

Plenary: ICT games-Shark numbers.

Choose numbers up to 29/59/99.

<http://www.ictgames.com/sharkNumbers/mobile/index.html>

Well done Year One and your
parents/carers!

Have a lovely weekend.

